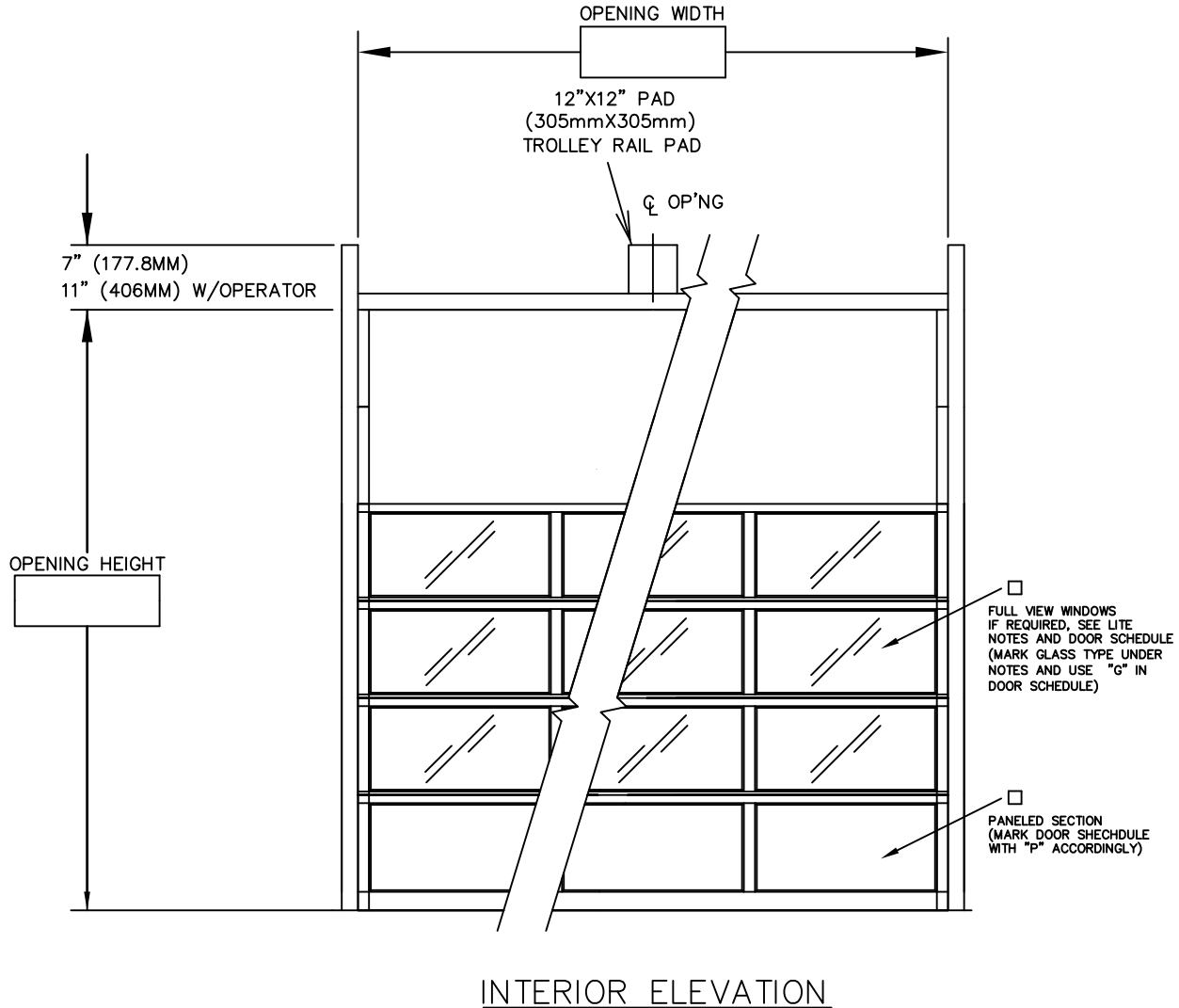


DOOR NUMBER	QTY	OPENING		ACTUAL		MODEL	JAMB		MOUNTING		LOCK	PANELS WIDE	PANELS HIGH	SECTION NUMBER OPEN FOR GLASS																							
		WIDTH	HEIGHT	WIDTH	HEIGHT		W	S	M	ANGLE				BRKT	1	2	3	4	5	6	7	8															

JOB:  
 DISTR:  
 CONTR:  
 ARCH:

**RAYNOR**  
 NR:2902469

AV300

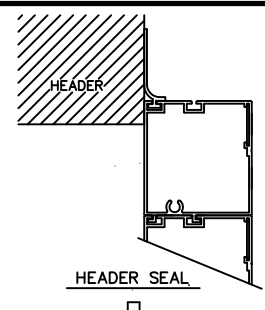


INTERIOR ELEVATION

1) Doors shall be aluminum sectional overhead type Raynor series AV300 as manufactured by Raynor Garage Door Co. Sections shall be 3" (76.2mm) thick 6063T6 aluminum alloy frame with .050" (1.3mm) thick aluminum panels. Stiles and rails to be joined together with 5/16" (7.9mm) dia. screws. Panels and glass to be held in place with dual durometer snap-in. top rails to be 3-3/8" (85.7mm) , bottom rails to be 6-7/16" (163.5mm). Combined dimension of the two intermediate rails to be 5" (127mm). End stiles shaf be 3-3/8" (85.7mm). Center stiles to be 2-5/8" (66.7mm). Bottom rail of door to have vinyl weatherstrip to seal door to floor. Extrusions and panels to be etched and clear anodized to meet spec 204r1. Doors with full glass, up to 24'-2" (7366mm) wide, available with special anodized finishes or armorbrite colors.

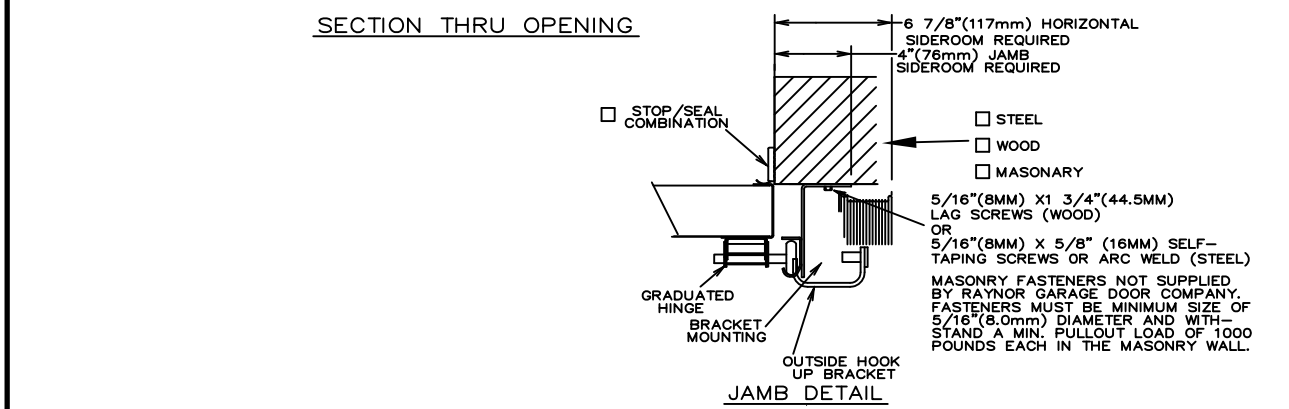
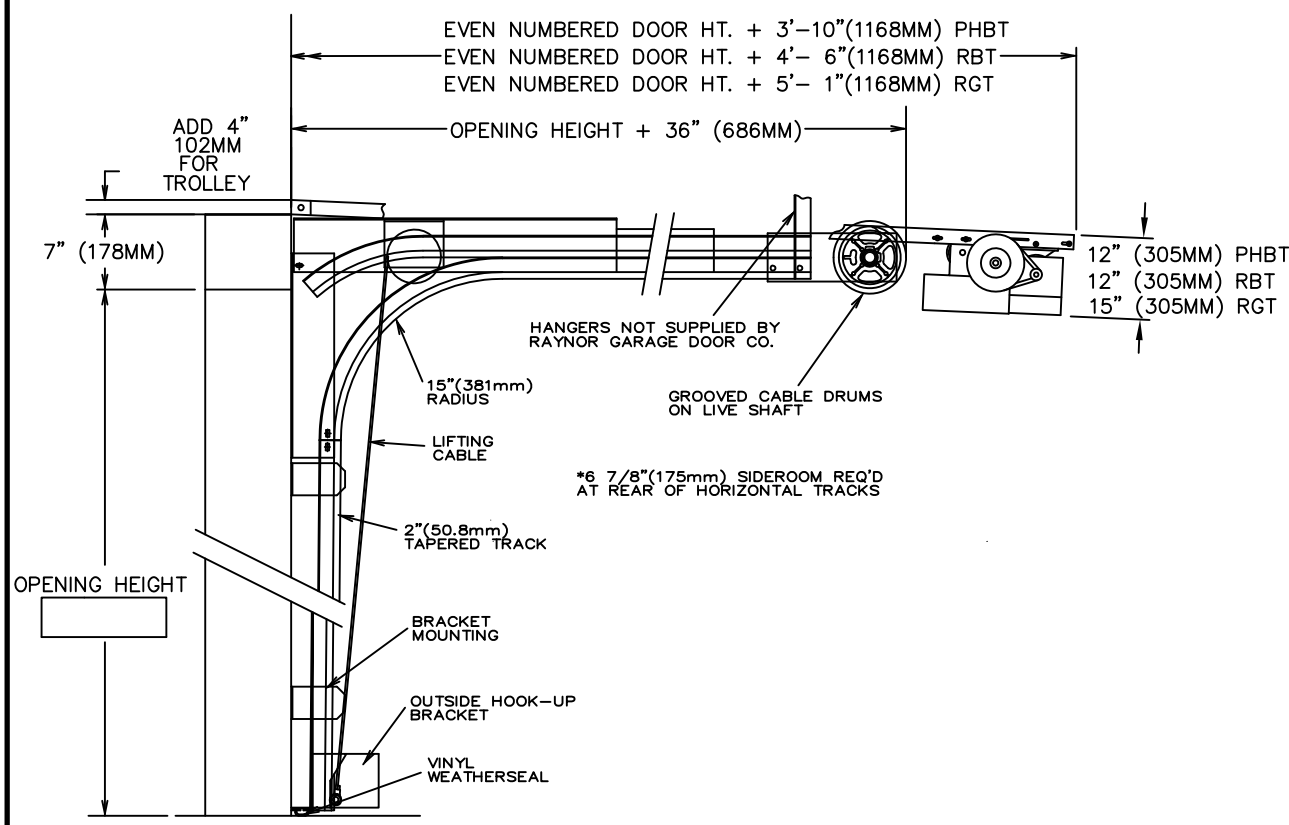
- GLASS (CLEAR) \_\_\_\_\_ (DSB 3/16"(4.8MM) OR DSB 1/4" (6.4MM))
  - GLASS (WIRE) \_\_\_\_\_ (DSB 3/16"(4.8MM) OR DSB 1/4" (6.4MM))
  - GLASS (TEMPERED) \_\_\_\_\_ (1/8"(3.2MM), 3/16"(4.8MM) OR 1/4" (6.4MM))
  - PLEXIGLASS \_\_\_\_\_ (1/8"(3.2MM) OR 1/4" (6.4MM))
  - LEXAN \_\_\_\_\_ (1/8"(3.2MM) OR 1/4" (6.4MM))
  - LOCKING - CREMONE TYPE BOLT ENGAGES SLOT IN TRACK, \_\_\_\_\_ HAND SIDE. FIVE PIN TUMBLER CYLINDER OUTSIDE - NIGHT LATCH INSIDE.
  - LOCKING - SPRING LOADED SLIDE BOLT ENGAGES SLOT IN TRACK. OPERABLE FROM INSIDE ONLY - MAY BE MOUNTED EITHER SIDE
  - LOCKING - OMIT LOCK.
- LOCKS SHOULD NOT BE SUPPLIED WITH AN ELECTRIC OPERATED DOOR WITHOUT A LOCK INTERLOCK SWITCH.

- FULL VIEW WINDOWS IF REQUIRED, SEE LITE NOTES AND DOOR SCHEDULE (MARK GLASS TYPE UNDER NOTES AND USE "G" IN DOOR SCHEDULE)
- paneled section (MARK DOOR SHECHDULE WITH "P" ACCORDINGLY)



DOOR NUMBER	QTY	OPENING		ACTUAL		MODEL	JAMB				MOUNTING BRKT	LOCK	PANELS WIDE	PANELS HIGH	SECTION NUMBER OPEN FOR GLASS																	
		WIDTH	HEIGHT	WIDTH	HEIGHT		W	S	M	ANGLE					1	2	3	4	5	6	7	8										

JOB: \_\_\_\_\_  
 DISTR: \_\_\_\_\_  
 CONTR: \_\_\_\_\_  
 ARCH: \_\_\_\_\_



TRACKS- 2" (50.8mm) HOT-DIPPED GALVANIZED TRACK, PER ASTM A-653, TO BE BRACKET MOUNTED AND FULLY ADJUSTABLE FOR SEALING DOOR TO JAMB. HORIZONTAL TRACK TO BE ADEQUETLY REINFORCED WITH CONTINUOUS ANGLE.

HARDWARE- HINGES AND BRACKETS MADE FROM GALVANIZED STEEL. TRACK ROLLERS SHALL HAVE TEN 1/4" (6.4mm) DIAMETER HARDENED STEEL BALLS PER ROLLER.

SPRING COUNTERBALANCE- HEAVY DUTY OIL-TEMPERED WIRE TORSION SPRINGS ON A CONTINUOUS BALL BEARING CROSS-HEADER SHAFT. GALVANIZED AIRCRAFT TYPE LIFTING CABLES WITH MIN. SAFETY FACTOR OF 5 TO 1.

ANSI/UL325 REQUIRES THE MOTOR OPERATOR BE MOUNTED A MINIMUM OF 8' ABOVE THE FLOOR OR GUARDING OF THE MOTOR OPERATOR TO PREVENT INJURY.(GUARDS BY OTHERS).

- RAYNOR POWERHOIST BASIC (PHBT) 1/2 H.P., 115 VOLT, SINGLE PHASE
- RAYNOR POWERHOIST STANDARD (RBT) \_\_\_ H.P., \_\_\_ VOLT, \_\_\_ PHASE
- RAYNOR POWERHOIST OPTIMA (RGT) \_\_\_ H.P., \_\_\_ VOLT, \_\_\_ PHASE
- WIRING TYPE-SR2 WIRING, MOMENTARY CONTACT OPEN/CLOSE/STOP. SAFETY EDGE TO REVERSE.
- WIRING TYPE-SPECIAL (NOT AVAILABLE WITH PHBT OPERATORS) SPECIFY SPECIAL WIRING TYPE \_\_\_\_\_
- PNEUMATIC SAFETY EDGE TO REVERSE       COIL CORD  
OR
- ELECTRIC SAFETY EDGE TO REVERSE       CABLE TAKE UP REEL
- THRU-BEAM PHOTO EYES